

FIRST EAGLE AMUNDI INTERNATIONAL FUND - AU

FACTSHEET

Marketing
Communication

31/05/2026

DIVERSIFIED ■

Key Information (Source: Amundi)

Net Asset Value (NAV) : **12,669.22 (USD)**
 NAV and AUM as of : **29/05/2026**
 Assets Under Management (AUM) :
9,756.83 (million USD)
 ISIN code : **LU0068578508**
 Reuters code : **LP60065746**
 Bloomberg code : **SOCGISD LX**
 Benchmark : **None**
 Morningstar Overall Rating © : **4 stars**
 Morningstar Category © :
EAA FUND USD AGGRESSIVE ALLOCATION
 Number of funds in the category : **373**
 Rating date : **30/04/2026**
 Share-class inception date : **12/08/1996**

Objective and Investment Policy

The Sub-Fund seeks to offer investors capital growth through diversification of its investments over all categories of assets and a policy of following a 'value' approach.
 To pursue its goal, it invests at least two-thirds of its Net Assets in equities, Equity-linked Instruments and bonds without any restriction in terms of market capitalisation, geographical diversification or in terms of what part of the assets of the Sub-Fund may be invested in a particular class of assets or a particular market. The investment process is based on fundamental analysis of the financial and business situation of the issuers, market outlook and other elements.

UK retail investors will not have any protection under the UK Financial Services Compensation Scheme (FSCS).

Risk Indicator (Source : Fund Admin)



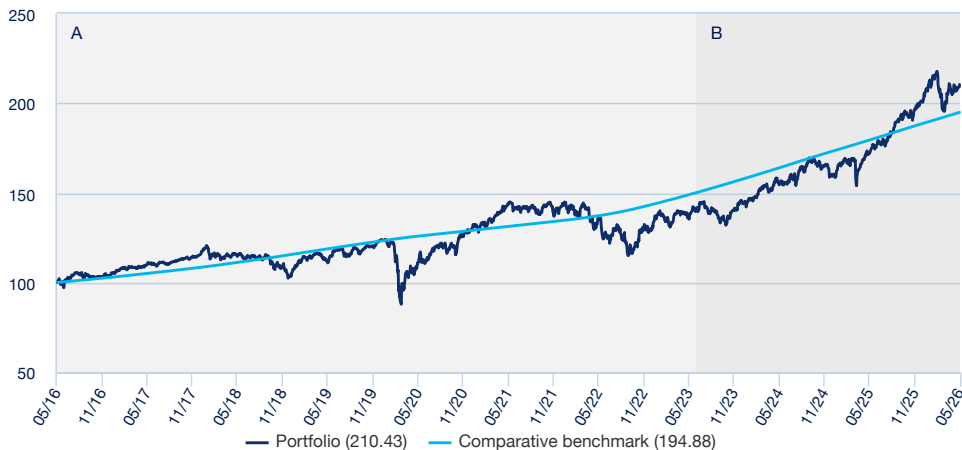
Lower Risk

Higher Risk

⚠ The SRI represents the risk and return profile as presented in the Key Information Document (KID). The lowest category does not imply that there is no risk. The SRI is not guaranteed and may change over time. The risk indicator assumes you keep the product for 5 years. The summary risk indicator is a guide to the level of risk of this product compared to other products. It shows how likely it is that the product will lose money because of movement in the markets or because we are not able to pay you.

Returns (Source: Fund Admin) - Past performance does not predict future returns

Performance evolution (rebased to 100) from 30/05/2016 to 29/05/2026* (Source: Fund Admin)



A : During this period, the reference indicator of the sub-fund was Libor USD 3 Months + 400 basis points.
 B : Since the beginning of this period, the reference indicator of the Sub-Fund is SOFR + 430 basis points.

Rolling performances* (Source: Fund Admin)

	YTD	1 month	3 months	1 year	3 years	5 years	10 years	Since
Since	31/12/2025	30/04/2026	27/02/2026	30/05/2025	31/05/2023	31/05/2021	31/05/2016	12/08/1996
Portfolio	4.98%	1.81%	-3.39%	22.29%	55.55%	46.46%	109.93%	1,166.92%
Comparative benchmark	3.29%	0.63%	2.00%	8.59%	30.79%	48.42%	94.86%	-
Comparative Spread	1.68%	1.18%	-5.38%	13.71%	24.76%	-1.95%	15.08%	-

Calendar year performance* (Source: Fund Admin)

	2025	2024	2023	2022	2021	2020	2019	2018	2017	2016
Portfolio	25.70%	9.64%	12.14%	-8.85%	9.63%	5.05%	18.62%	-9.75%	11.09%	8.95%
Comparative benchmark	8.92%	9.99%	9.80%	6.61%	4.13%	4.78%	6.56%	6.58%	5.41%	4.87%
Comparative Spread	16.79%	-0.34%	2.34%	-15.47%	5.50%	0.27%	12.05%	-16.33%	5.68%	4.08%

* Source: Fund Admin. The above results pertain to full 12-month period per calendar year. All performances are calculated net income reinvested and net of all charges taken by the Sub-Fund and expressed with the round-off superior. The value of investments may vary upwards or downwards according to market conditions.

Sub-Fund Statistics (Source: Amundi)

Total portfolio holdings	134
Dividend Yield	1.78

Risk analysis (rolling) (Source: Fund Admin)

	1 year	3 years	5 years	10 years
Portfolio volatility	9.58%	11.12%	12.04%	12.90%
Sharpe ratio	1.91	0.96	0.34	0.41

* Volatility is a statistical indicator that measures an asset's variations around its average value. For example, market variations of +/- 1.5% per day correspond to a volatility of 25% per year. The higher the volatility, the higher the risk.

Performance analytics (Source: Fund Admin)

	Inception to date
Maximum drawdown	-38.55%
Recovery period (days)	608
Worst month	10/2008
Lowest return	-12.65%
Best month	04/2020
Highest return	9.91%

DIVERSIFIED



Matthew McLennan
Head of Global Value,
Portfolio Manager



Julien Albertini
Deputy Head of Global
Value,
Portfolio Manager



Manish Gupta
Portfolio Manager

Management commentary

May Highlights

- The First Eagle Amundi International Fund returned +1.81% in May (USD, AUC share class).
- Information Technology, Consumer Discretionary, and Financials were the largest contributors.
- Energy, Communication Services, and Industrials detracted.
- Gold-related securities were flat.

Month-End Market Review

Global equity markets continued to rally strongly in May because of easing oil prices and ongoing enthusiasm for artificial intelligence (AI)-related infrastructure spending. The S&P 500 Index reached a new record high and ended May up 5.3%. The MSCI World Index and MSCI EAFE Index increased 4.6% and 3.1%, respectively. By style factor, growth stocks continued to outperform value across US and non-US markets. In a reversal of recent trends, large caps outperformed small caps in the US. While the Treasury curve yield was mostly unchanged at month end, longer-dated Treasury yields increased to the highest level in nearly two decades intramonth because of concerns over inflation and the possibility that the Federal Reserve will need to raise interest rates. The Bloomberg Global Aggregate Index and the Bloomberg US Aggregate Bond Index both returned 0.3%. The US Dollar Index increased 0.6% and gold bullion declined 1.7%.

Source: First Eagle Investments, FactSet, Bloomberg as of end of May 2026

First Eagle Amundi International Fund (FEAIF) Portfolio & Attribution

FEAIF returned 1.81% in May (USD, AUC share class). Our equity holdings contributed to performance while gold-related securities were flat to performance. By equity sector, information technology, consumer discretionary and financials were the leading contributors while energy, communication services and industrials detracted. Among individual positions, the Fund's top contributors included Oracle, Samsung Electronics, Samsung Life Insurance, Hyundai Mobis and Workday. The largest detractors included HCA Healthcare, Shell, SMC, Universal Health services and ONEOK. We established a new equity position in a North American consumer discretionary firm during the month, and we did not exit any holdings.

Portfolio Breakdown (Source: Amundi group)

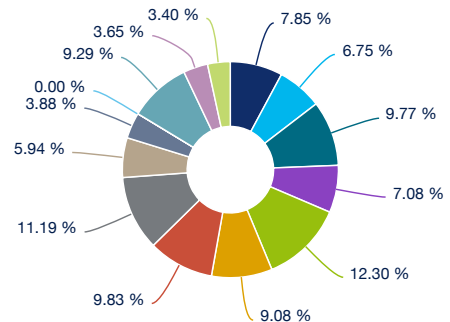
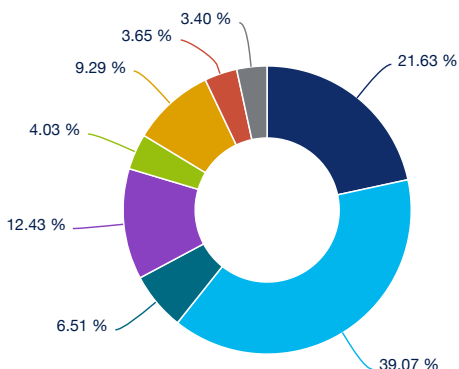
Main equity issuers in portfolio (Source: Amundi)

	Exposure		
Alphabet	2.83%	Becton Dickinson	1.63%
Shell	2.41%	SLB	1.54%
Samsung Electronics	1.93%	Elevance Health	1.54%
Meta Platforms	1.90%	LVMH	1.40%
Oracle	1.80%	Prosus N.V.	1.36%

The fund is actively managed; sector allocations will vary over periods and do not reflect a commitment to an investment policy or sector.

Asset breakdown (source: Amundi)

Sector breakdown (Source: Amundi)



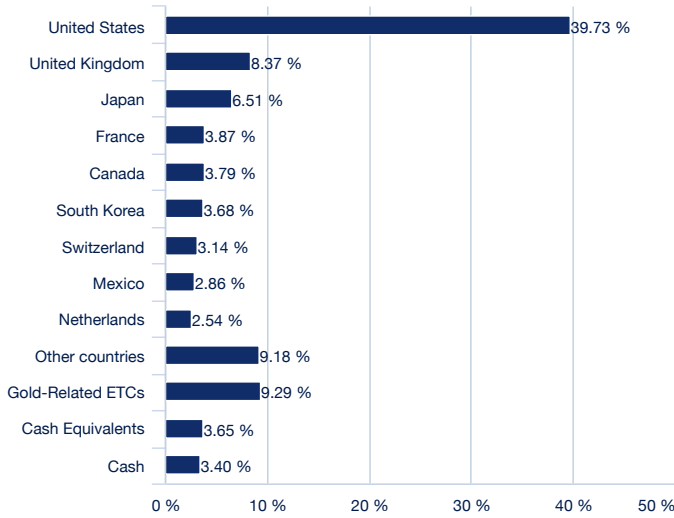
- European Equities
- US Equities
- Japanese Equities
- Other Equities
- Gold-Related Equities
- Gold-Related ETCs
- Cash Equivalents
- Cash

- Communication Services
- Consumer Discretionary
- Consumer Staples
- Energy
- Financials
- Health Care
- Industrials
- Information Technology
- Materials
- Real Estate
- Utilities
- Gold-Related ETCs
- Cash Equivalents
- Cash

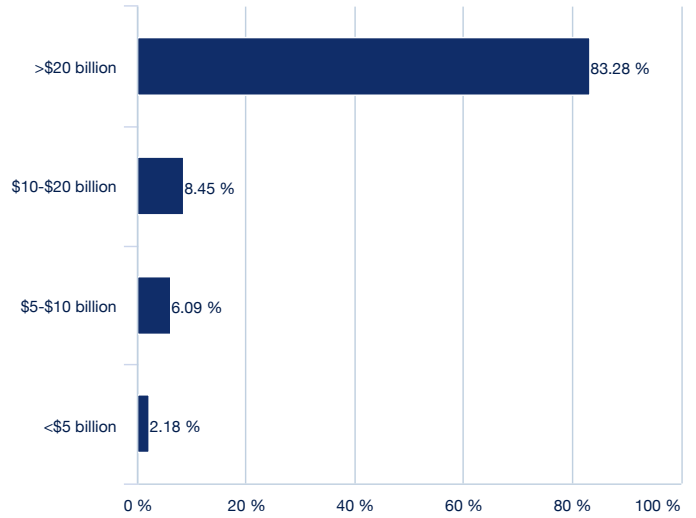
DIVERSIFIED

Portfolio Breakdown (Source: Amundi group)

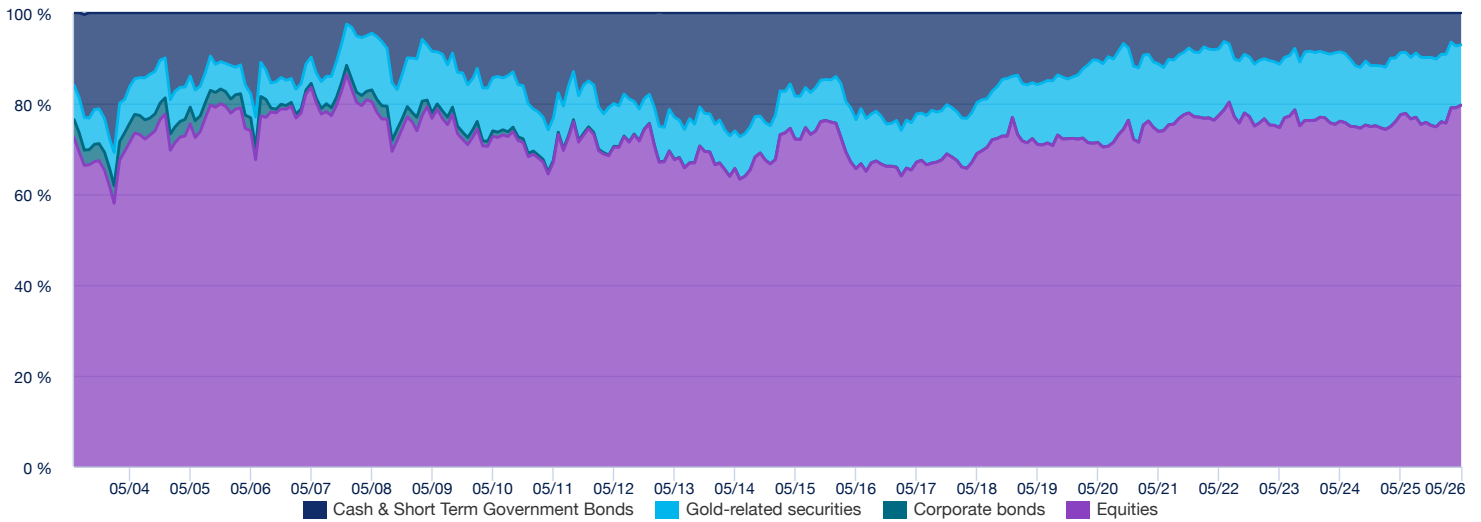
Geographical breakdown (Source: Amundi)



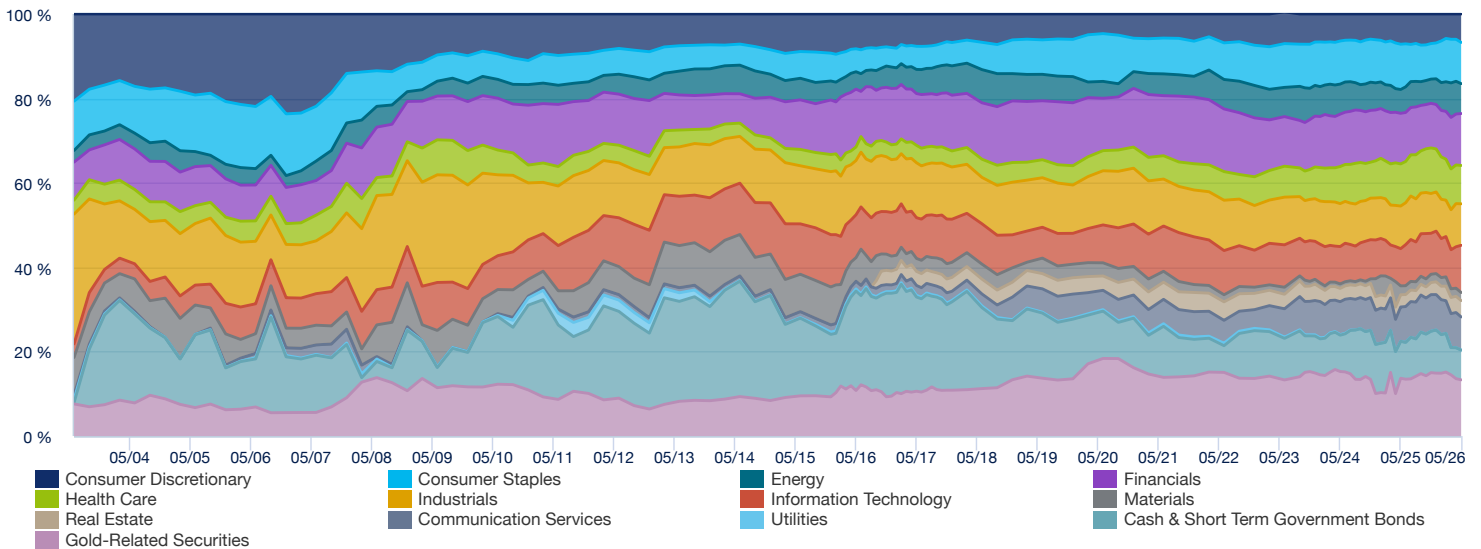
Breakdown by market capitalisation (Source: Amundi)



Portfolio breakdown - Asset evolution (Source: Amundi)



Portfolio breakdown - Sector evolution (Source: Amundi)



DIVERSIFIED ■

Information (Source: Amundi)

Fund structure	SICAV under Luxembourg law
Management Company	Amundi Luxembourg SA
Fund manager	First Eagle Investment Management
Custodian	SOCIETE GENERALE LUXEMBOURG
Sub-fund launch date	12/08/1996
Share-class inception date	12/08/1996
Sub-fund reference currency	USD
Share-class reference currency	USD
Other subscription/redemption currencies	EUR
Type of shares	Accumulation
ISIN code	LU0068578508
Reuters code	LP60065746
Bloomberg code	SOCGISD LX
Minimum first subscription / subsequent	1 thousandth(s) of (a) share(s) / 1 thousandth(s) of (a) share(s)
Frequency of NAV calculation	Daily
Dealing times	Orders received each day D day before 2pm CET
Entry charge (maximum)	5.00%
Max. direct annual management fees (taxes incl.)	2.00% IAT
Performance fees	Yes
Exit charge (maximum)	0.00%
Management fees and other administrative or operating costs	2.34%
Transaction costs	0.02%
Conversion charge	0.00 %
Minimum recommended investment period	> 5 years

The costs information in this report may not be exhaustive and the Fund may incur other expenses. For further information on costs, charges and other expenses, please refer to the Prospectus and the PRIIPS KID available at Amundi.com.

This document is designed exclusively for institutional, professional, qualified or sophisticated investors and distributors. It is not meant for the general public or private clients of any jurisdiction or those qualified as 'US Persons'. Approved investors in regard to the European Union are those which are defined as "Professional" investors in Directive 2004/39/EC of 21 April 2004 "MiFID" or, as the case may be, as defined under each local legislation and, insofar as the offer in Switzerland is concerned, "qualified investors" as set forth in the federal Law on Collective Investments (LPCC), the Ordinance on collective investments of 22 November 2006 (OPCC) and the FINMA 08/8 Circular regarding the legislation on collective investments of 20 November 2008. This document shall not, under any circumstance, be sent within the European Union to non "Professional" investors as defined by the MFI or under each local legislation, or in Switzerland to those investors which are not defined as "qualified investors" in the applicable law and regulations.

© 2026 Morningstar. All Rights Reserved. The information, data, analyses and opinions ("Information") contained herein: (1) include the proprietary information of Morningstar and Morningstar's third party licensors; (2) may not be copied or redistributed except as specifically authorised; (3) do not constitute investment advice; (4) are provided solely for informational purposes; (5) are not warranted to be complete, accurate or timely; and (6) may be drawn from fund data published on various dates. Morningstar is not responsible for any trading decisions, damages or other losses related to the Information or its use. Please verify all of the Information before using it and don't make any investment decision except upon the advice of a professional financial adviser. Past performance is no guarantee of future results. The value and income derived from investments may go down as well as up.

DIVERSIFIED ■

This material is solely for the attention of institutional, professional, qualified or sophisticated investors and distributors. It is not to be distributed to the general public, private customers or retail investors in any jurisdiction whatsoever nor to "US Persons". Moreover, any such investor should be, in the European Union, a "Professional" investor as defined in Directive 2004/39/EC dated 21 April 2004 on Markets In Financial Instruments ("MiFID") or as the case may be in each local regulations and, as far as the offering in Switzerland is concerned, a "Qualified Investor" within the meaning of the provisions of the Swiss Collective Investment Schemes Act of 23 June 2006 (CISA), and its implementing Ordinance of 22 November 2006 (CISO) and the FINMA's 2013/9 on distribution within the meaning of the legislation on Collective Investment. In no event may this material be distributed in the European Union to non "Professional" investors as defined in the MiFID or in each local regulation, or in Switzerland to investors who do not comply with the definition of "qualified investors" as defined in the applicable legislation and regulation.

Important information

This document contains information about FIRST EAGLE AMUNDI INTERNATIONAL FUND (the "Sub-Fund"), sub-fund of First Eagle Amundi (the "SICAV"). The SICAV is an undertaking for collective investment in transferable securities existing under Part I of the Luxembourg law of 17 December 2010, organised as a société d'investissement à capital variable and registered with the Luxembourg Trade and Companies Register under number B55.838. The SICAV has its registered office at 16, Boulevard Royal, L-2449 Luxembourg. First Eagle Amundi has been authorised for public sale by the Commission de Surveillance du Secteur Financier in Luxembourg. Not all sub-funds of the SICAV (the «Sub-Funds») will necessarily be registered or authorized for sale in all jurisdictions or be available to all investors. Subscriptions in the Sub-Funds will only be accepted on the basis of the Sub-Fund's Key Investor Information Document (KIID) and the SICAV's latest prospectus, its latest annual and semi-annual reports and its articles of incorporation that may be obtained, free of charge, at the registered office of the SICAV or respectively at that of the representative agent duly authorized and agreed by the relevant authority of each relevant concerned jurisdiction. Consideration should be given to whether the risks attached to an investment in the Sub-Funds are suitable for prospective investors who should ensure that they fully understand the contents of this document. A professional advisor should be consulted to determine whether an investment in the Sub-Funds is suitable. The value of, and any income from, an investment in the Sub-Funds can decrease as well as increase. The Sub-Funds have no guaranteed performance. Further, past performance is not a guarantee or a reliable indicator for current or future performance and returns. The performance data do not take into account the commissions and costs incurred on the issue and redemption of units. This document does not constitute an offer to buy nor a solicitation to sell in any country where it might be considered as unlawful, nor does it constitute public advertising or investment advice. The source of the data contained in this document is Amundi unless otherwise stated. The date of the data in this document is that indicated at the top of the document, unless otherwise stated.